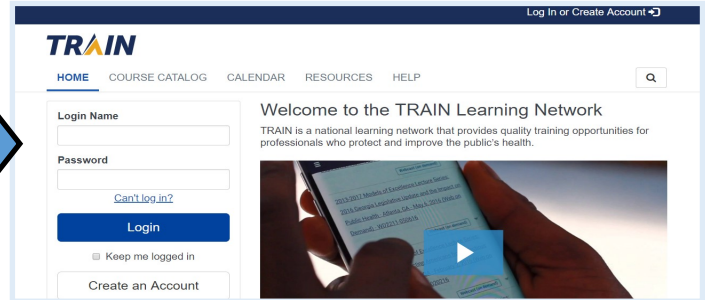


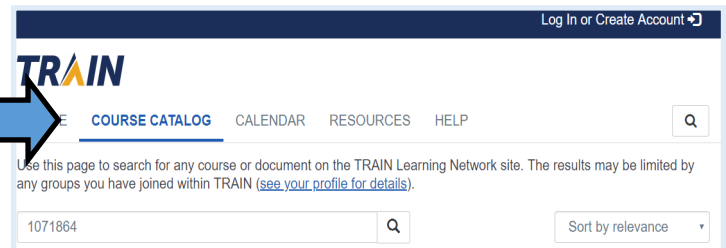
# Instructions to access OHD training on U-Train

Note: This example uses *A Class about C.L.A.S.*

**Step 1:** Login to U-Train at [www.train.org/main/welcome](http://www.train.org/main/welcome) or create a new account



**Step 2:** Click on the Course Catalog tab on the top of the screen.



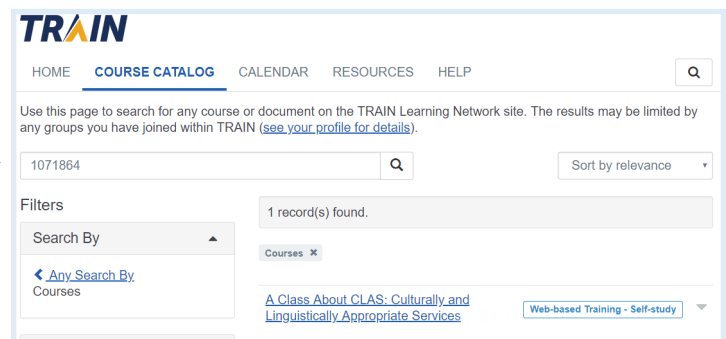
**Step 3:** In the search box, enter the Course ID number.

OHD Course ID's:

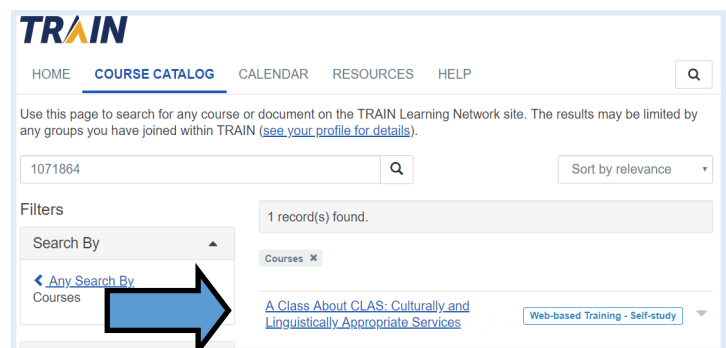
*Health in 3D* — 1069914

*A Class About C.L.A.S* — 1071864

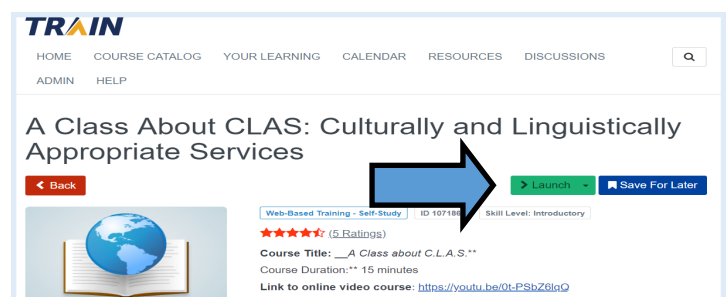
*Culturally and Linguistically Appropriate Services in Mental/Behavioral Health Settings* — 1071872



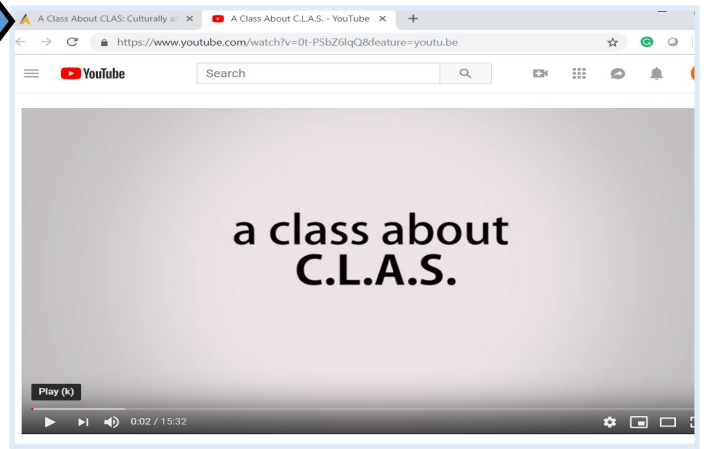
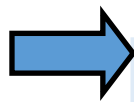
**Step 4:** The course will show up below, click on it.



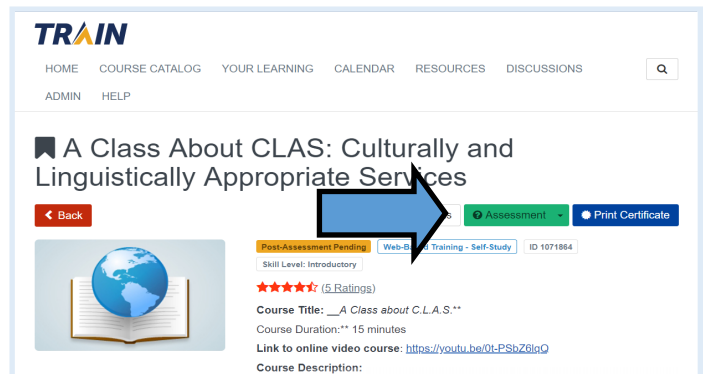
**Step 5:** On the next screen, which is the course description, click "Launch".



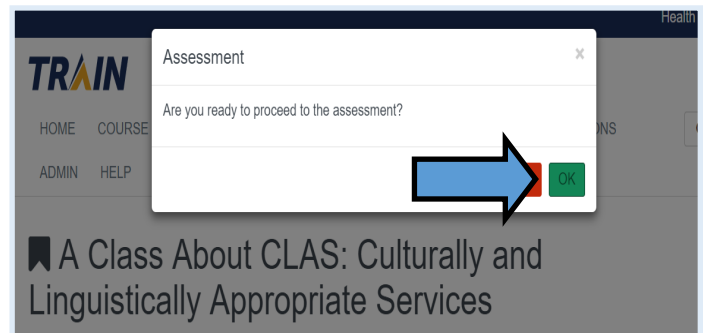
★ **Step 6:** The course will open as a video in a new window and will start automatically. Watch the video. When you're done, close that window and go back to the U-Train window.



**Step 7:** Click the "Assessment" tab.



**Step 8:** A pop-up window will ask if you are ready to proceed to the assessment. Click "OK" to proceed to the assessment.



★ A multiple choice assessment will open in a new window. Answer all of the questions. To pass the assessment, you must answer 6 of the 10 questions correctly. You may retake the test up to 3 times.

**Step 9:** Once you have passed the assessment, go back to the course description window and click the "Print Certificate" tab. A PDF Certificate of Completion will download automatically for your records.

